

JAWS – Installation, Authorisation and De-authorisation

This software is part of the SVRC licence. It is on loan to students with vision impairments from the Statewide Vision Resource Centre for the time that they are enrolled in a Department of Education school and find it useful.

Opportunities for teachers, school staff, students and families to obtain training in the effective use of specialist technology are published on the [SVRC website](#).

The person installing/authorising/de-authorising JAWS must be logged in with the Admin password.

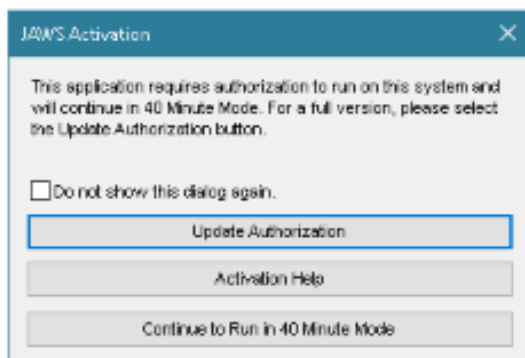
If you have any questions please contact Quantum Software Support on 1300 791 777 or email vision.tech.library@education.vic.gov.au

Installation

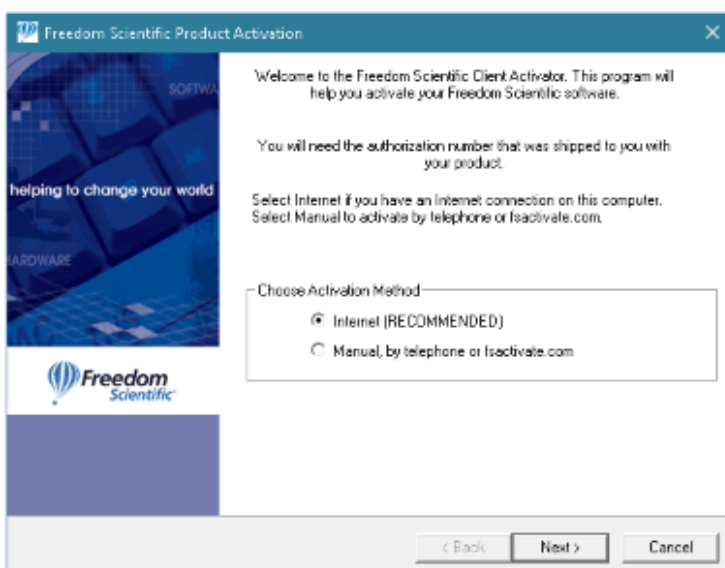
- Go to the Freedom Scientific website to [download JAWS](#).
- Once downloaded, run the file to install JAWS.

Authorisation

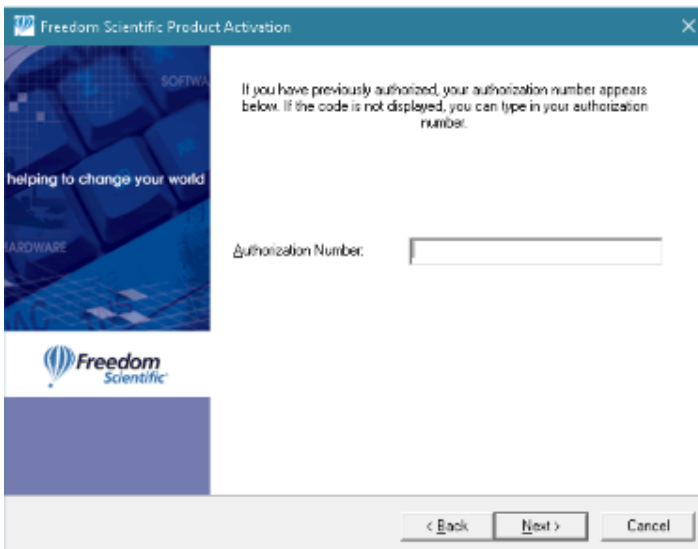
- Run JAWS. You will automatically be asked to "Update Authorisation" to activate the license.



- Ensure you have access to the internet as it is needed for the authorisation.



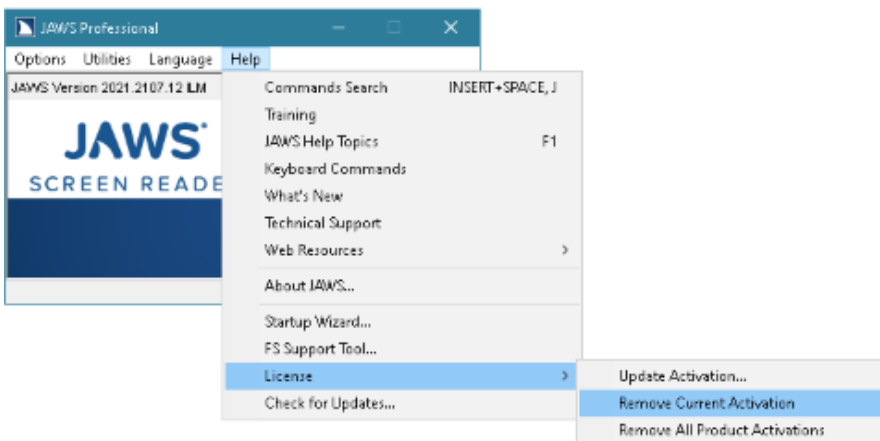
- The authorisation code is in the email sent to the student's Visiting Teacher. You can also email vision.tech.library@education.vic.gov.au to get the authorisation code.



- During setup you may be prompted to register now or later. Click "Register Now" and then click "Finish". If you're asked to register any details please use the following:
 - Name: **SVRC**
 - Company: **SVRC**

De-authorisation

- To return the JAWS license to the library, it first needs to be de-authorised.
- Click on the JAWS Help menu → License → Remove current activation.



- You will be asked to confirm this action. Click Yes.



- Please email vision.tech.library@education.vic.gov.au to confirm de-authorisation has occurred.